

Rapid Tests and Reagents

Microbiology Time Saving Tests



HARDY
DIAGNOSTICS
A Culture of Service™



Online Ordering Available

Rapid Tests & Reagents



AlbiQuick™, for *Candida albicans*, Cat. no. Z121



Beta Lactamase Test, Cat. no. Z51



BlueMount™, Cat. no. Z137

ALA HardyDisks™
Delta-aminolevulinic acid for detection of porphyrin in *Haemophilus* spp.
50 disks/cartridge.....Z7081

AlbiQuick™
A rapid five minute enzymatic card test to aid in the identification of *Candida albicans*.
25 tests.....Z121

Anaerobe Identification
See *Bile, Catalase 15%, Colistin, Kanamycin, Nitrate, SPS, and Vancomycin Disks*

Anginosis
See *Rapid Anginosis*

Bacillus ID Panel
For the identification of *Bacillus* spp. and related genera, Microgen®.
20 tests/kit..... MID66

Bacitracin, HardyDisks™
For the differentiation of Group A Strep, 0.04 Units (A disk).
1x50 disks/cartridge.....Z7021
5x50 disks/cartridge.....Z7025

Bacteroides
See *Bile Disk and Nitrocef*

Beta-Lactamase
An acidometric easy-read-out, color change reaction method for the detection of beta-lactamase in bacteria.
20 tests..... Z51

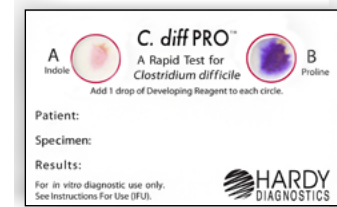
Beta-Lactamase, Chromogenic
See *Nitrocef*

Bile, HardyDisks™
To aid in the identification of *Bacteroides fragilis* group on the basis of bile resistance.
50 disks/cartridge Z7091

Bile, SpotDrops™
Deoxycholate 10%, bile solubility test for *Streptococcus pneumoniae*.
15ml, each..... Z61

Blank, HardyDisks™
Blank paper disks for the addition of antimicrobials or as a reaction surface, 0.25 inch diameter.
50 disks/cartridgeZ7121

BlueMount™
A permanent mounting fluid and preservative that contains the stain lactophenol cotton blue.
15ml, each Z137



C. diff PRO™, Cat. No. Z120



Cryptococcus neoformans positive reaction on Caffeic Acid Disks, Cat. no. Z118

Butyrate
See *CatScreen™*

Bovine Serum Albumin, 0.2%
For the preparation of AFB specimens, and for the growth promotion of AFB cultures.
20x3ml Z81

C. diff PRO™
Test Kit C. diff PRO™ Card is recommended for use in screening suspected *Clostridium difficile* isolates for L-proline aminopeptidase activity and a lack of indole activity.
25 tests/kit Z120

Caffeic Acid Disk
A rapid test to detect the ability of an organism to produce the enzyme phenyloxidase; useful for the identification of *Cryptococcus neoformans* and *Cryptococcus gattii*.
25 disks/vial Z118



Headquarters

1430 West McCoy Lane
Santa Maria, CA 93455
800.266.2222 : phone
Sales@HardyDiagnostics.com
www.HardyDiagnostics.com

Distribution Centers

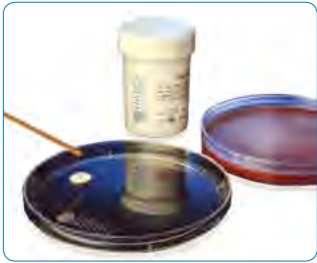
Santa Maria, California
Olympia, Washington
Salt Lake City, Utah
Phoenix, Arizona
Dallas, Texas

Springboro, Ohio
Lake City, Florida
Albany, New York
Raleigh, North Carolina



The Quality Management System at the Hardy Diagnostics manufacturing facility is certified to ISO 13485.

ISO 13485
FM 572526



CatScreen™, Cat. no. Z110

CAMP Spot Test

A liquid reagent for the CAMP reaction, for Group B streptococci.
2ml cryogenic vial,
1ml fill, 20 vials/box.....Z206

Campylobacter

See *Indoxyl Acetate, Hippurate Test, Campylobacter Latex Test, and Microgen®*

Campylobacter Latex

Rapid latex agglutination slide test for enteropathogenic *Campylobacter* grown from selective media.
50 tests/it F46

Candida albicans

See *AlbiQuick™ and Germ Tube Cryo™*

Candida glabrata

See *Trehalose, Rapid*

Catalase, 3%

Hydrogen peroxide 3%, detects catalase activity.
15ml, eachZ62
60ml, each Z76

Catalase, 15%

Hydrogen peroxide 15%, detects bacterial catalase activity in anaerobes.
15ml, eachZ262



Coagulase Cryo™, Cat. No. Z202

CatScreen™

Rapid test for the detection of the enzyme butyrate esterase in bacteria isolated on culture media for the presumptive identification of *Branhamella (Moraxella) catarrhalis*. Performs a butyrate test within 5 minutes. Simply moisten disk, inoculate with organism, then wait for the development of a red color.
25 disks tests/packZ110

CarboFerm™

For rapid identification of *Neisseria gonorrhoeae*, *Neisseria meningitidis*, *Moraxella catarrhalis*, and other *Neisseria* spp. Results available in 2-4 hours with easy-to-read color change. Includes interpretation guide and results pad.
24 tests..... Z98



CarboFerm™, Cat. no. Z98



CoaguStaph™, Cat. no. Z003

Cefinase

See *Nitrocef*

Clostridium difficile Latex

Clostridium difficile Latex agglutination slide test from culture, by Microgen®.
50 tests/kit..... M41

Coagulase Cryo™

A ready-to-use vial of frozen coagulase rabbit plasma with EDTA (Ethylenediaminetetraacetic acid) for identification of *Staphylococcus aureus*, 0.5ml.
20 tests..... Z202

CoaguStaph™

A lyophilized preparation of coagulase rabbit plasma with EDTA (Ethylenediaminetetraacetic acid) for the identification of *Staphylococcus aureus*.
6x3ml Z003
6x20ml..... Z020

Colistin HardyDisks™, 10µg

For the differentiation of anaerobic bacteria based on susceptibility to colistin.
50 disks/cartridge.....Z8411

Corynebacterium jeikeium

See *RSU Broth*

Cryptococcus Test

See *India Ink and Caffeic Acid Disks*



E. coliPRO™ 0157 Latex, Cat. no. PL070HD

Decontamination

See *TB Prep Kit™ and MucoGes™*

E. coli O157 Dryspot

A latex slide agglutination screening test for the identification of *E. coli* strains possessing the O157 serogroup antigen.
120 tests.....DR0120M

E. coli

See *ColiScreen™, MUG, Indole, VET-RPLA, and VTEC RPLA*

E. coliPRO™ 0157 Latex

A rapid latex agglutination test kit for the identification of *E. coli* O157. It uses proprietary antibodies that eliminate the possibility of cross-reactions with *Escherichia hermannii* and other sorbitol-negative *Escherichia* species.
50 tests..... PL070HD

Enterococcus

See *Rapid MGP and PYR*

EnterScreen 4™

Enables the screening of enteric pathogens from plated stool specimens, and the differentiation of *Salmonella* and *Shigella* from normal enteric flora in one tube.
16x125mm tube,
20 tubes/bx..... L225



GlabraraQuick™ Kit, Cat. no. Z298

Ferric Chloride, 10%

Developer for tryptophan and phenylalanine deaminase tests.
15ml, each.....Z63

Filter Paper

Round, 9cm diameter, ideal for spot oxidase and indole tests.
100 sheets 28310048

Flagella Stain

Stain for bacterial flagella.
15ml, each.....Z87

Gardnerella vaginalis

See *Hippurate Test, Metronidazole, and Sulfonamide*

Germ Tube Cryo™

A ready-to-use frozen vial with serum for *Candida albicans* germ tube test, 0.5ml.
20 vials/pkZ217



Germ Tube Cryo™, Cat. no. Z217



Enteroscreen 4™, Cat. no. L225

GlabraraQuick™

For the rapid identification of *Candida glabrata* by sugar fermentation.
24 tests/kit.....Z298

Gram Negative, Microgen®

These accurate, easy-to-use identification panels are ideal for food, environmental, clinical, and pharmaceutical laboratories. Presented in convenient microwell format, these panels provide a flexible identification platform.

- Convenient substrate identification system for commonly encountered bacteria
- Results in as little as 24 hours
- Vivid color reactions for easy read-out
- No additional equipment is required
- Simple inoculation procedure
- Identification software included

Gram Negative Bacteria Identification, Panel A, is AOAC approved. Identifies the most common bacteria isolates.
60 tests/kit..... MID64
160 tests/kit.....MID641

Gram Test

See *LanaGram™*



Indole Broth, Rapid,
Cat. no. Z23

Haemophilus spp.

See ALA Disks, Indole Rapid,
and XV Factor Disks

Helicobacter pylori

See Urea Medium, Rapid

Hippurate

Rapid tube test kit for the
detection of hippurate
hydrolysis; ninhydrin included.
Useful for identification of
Campylobacter, *Gardnerella*
vaginalis, and *Listeria*.
20 tests..... Z52

India Ink

Negative stain for capsule de-
tection in *Cryptococcus neofor-*
mans and *Cryptococcus gattii*.
15ml, eachZ64

Indole, Kovac's

Benzaldehyde indole test to be
performed in tubes, cupules, or
on identification strips.
15ml, each Z67

Indole, Rapid

For the detection of indole
production by fastidious
microorganisms, especially
Haemophilus spp.,
Cardiobacterium spp.,
Suttonella spp., and other
fastidious bacteria.
5ml, 10/pk Z23



Iodine, Dobell and O'Connor,
Cat no. Z66

Indole, DMACA

Cinnamaldehyde reagent for
performing rapid indole test on
filter paper.
15ml, eachZ65

Indoxyl Acetate, HardyDisk™

A rapid test to aid in
identification of *Campylo-*
bacter, *Wolinella*, and
Helicobacter spp.
25 disks..... Z111

Iodine, Dobell and O'Connor

Iodine stain for parasite ova
and cysts in fecal wet mounts.
15ml, eachZ66

Iodine-Iodide Solution

For use with Tetrathionate Broth,
Cat. no. K65.
50ml, each Z129
1 liter polycarbonate bottle,
990ml fill, each.....Z139

KOH with DMSO

See *Soluphyte*™

KOH, 10%

Potassium hydroxide for fungal
wet mounts.
15ml, eachZ77

KOH, 20%

Potassium hydroxide for skin
fungal preps.
15ml, eachZ78




Indoxyl acetate disks, Cat.
no. Z111. Showing positive
(left disk) and negative
(right disk) reactions.

Kanamycin, HardyDisks™

Differentiates anaerobic
bacteria on the basis of
susceptibility to kanamycin.
1000µg,
50 disks/cartridge.....Z7191

LAP

Intended for the preliminary
identification of catalase-
negative and Gram-positive
cocci. LAP positive organisms
include *Pediococci*, *Lactococci*,
Enterococci, *Streptococcus*
pneumoniae, and *Strepto-*
coccus pyogenes; while other
β-hemolytic streptococci,
Aerococcus and *Leuconostoc*
species are LAP negative.
The disks are impregnated
with leucine-β-naphthylamide,
which can be hydrolyzed
by the enzyme leucine
aminopeptidase produced by
some organisms.
3ml PYR reagent and LAP disks,
25 disks.....DL10K



LanaGram™ for Gram Reaction
Right: *E coli* suspended in
three drops of deionized
water with a LanaGram™ Disk.
Left: *Bacillus subtilis*
suspended in three drops
of deionized water with a
LanaGram™ Disk.

Lactophenol Cotton Blue

Stain for fungal wet mounts,
also see BlueMount™.
15ml, eachZ68

LanaGram™

A rapid enzymatic test to assist
in the determination of the
Gram reaction in difficult to
stain bacteria.
15 testsZ49

Lead Acetate Strips (H₂S)

Detects hydrogen sulfide
production for the identification
of *Enterobacteriaceae*.
30 strips/vial.....K375

Legionella Latex

A rapid latex slide
agglutination test for identifying
Legionella pneumophila grown
on selective medium.
50 tests per kitM45



Lysostaphin Test,
Cat. no. Z112

Legionella DFA Test

For the detection and
identification of *Legionella*
pneumophila serogroups.
The kit is supplied complete
with *Legionella pneumophila*
serogroup 1 DFA reagent,
positive and negative controls,
and mounting medium.
50 tests.....PL241

Legionella, in Urine

A visual read out, *in vitro*
immunochromatographic rapid
assay for the presumptive
qualitative detection of
Legionella pneumophila
serogroup 1 antigens in human
urine. This test is intended
to aid in the presumptive
diagnosis of Legionnaires'
disease in conjunction with
culture and other methods
for patients with signs and
symptoms of pneumonia.
20 tests.....044020

Listeria Latex

A latex agglutination slide
test for the identification of
motile *Listeria* spp. from solid
selective media.
50 tests/kit..... F48



Mayer's Albumin, Cat. no. Z69

Listeria ID Panel

An extended battery of tests to
assist in identifying the more
esoteric bacterial isolates.
20 tests/kit.....MID67

Lysostaphin

A rapid test that differentiates
between *Micrococcus* spp. and
Staphylococcus spp., results
within two hours.
50 disks/vial.....Z112

Mayer's Albumin

For better specimen adhesion
on slides, especially for
O&P trichomes.
15ml, eachZ69

Methyl Red

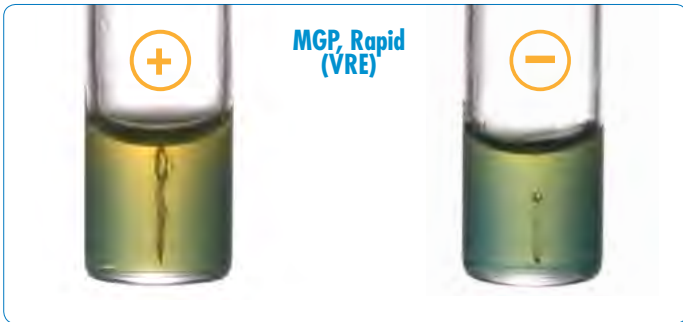
Developer reagent for the
Methyl Red test.
15ml, eachZ117

Methylene Blue, Loeffler's

General purpose bacterial
stain, and for fecal leukocytes.
15ml, eachZ88

Metronidazole Disks

For differentiation of
bacteria by susceptibility to
metronidazole (especially
Gardenerella vaginalis).
50 disks.....DD8



MGP, Rapid (VRE)

Enterococcus gallinarum (ATCC® 49573) growing in Rapid MGP Medium (Cat. no. Z225). Yellow color change along the stab line is indicative of a positive MGP test.

Enterococcus faecalis (ATCC® 29212) growing in Rapid MGP Medium (Cat. no. Z225). No yellow color change along the stab line is indicative of a negative MGP test.

MGP, Rapid (VRE)

Rapid enzymatic test to assist in identification of vancomycin resistant enterococci (VRE). It rules out non-pathogens *Enterococcus casseliflavus* and *Enterococcus gallinarum*.
20 tubes/pk.....Z225

Micrococcus

See *Lysostaphin*

Staph ID Panel

For the identification of *Staphylococcus* species.
20 tests/kit.....MID69

Strep-ID Panel

For identification of *Streptococci* and *Enterococci*.
20 tests/kit.....MID62

Mineral Oil

Heavy mineral oil for biochemical tests that require oil overlays.
15ml, each.....Z79
150ml, each.....Z80

Moraxella catarrhalis

See *CatScreen™* and *CarboFerm™*

MOT Disks

MOT disks provide the tests ONPG, Tryptophan or Indole, and MUG, which can identify approximately 80% of the *Enterobacteriaceae*.
50 disks/pk.....K9101

MRSA, PBP2'

A rapid latex agglutination assay, detecting PBP2' (also called PBP2a), in isolates of *Staphylococcus*, as an aid in identifying methicillin-resistant *Staphylococcus aureus* (MRSA).
25 tests.....DR900A

MucoGest™ 50

A dithiothreitol digestant for the preparation of AFB and mycology sputum specimens; 0.25gm, makes 50ml.
20 tubes/pk.....Z130

MucoGest™ 100

A dithiothreitol digestant for the preparation of AFB and mycology sputum specimens, 0.5gm.
20 tubes/pk, makes 100mlZ131



MRSA Latex Test Kit, Cat. no. DR8900A



Mucogest™ 50, Cat. no. Z130

MUG Disks

Recommended for the identification of glucuronidase activity in *E. coli* by fluorescence, under a long-wave (365nm) UV light source.
25 disks.....Z17

Mycobacteria

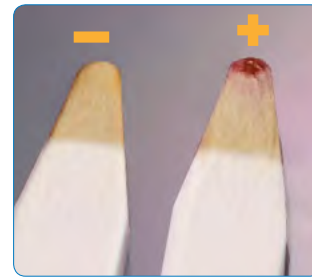
See *TB Prep Kit™*, *MucoGest™*, and *TB Prep Kit, Red™*

NALC

(N-Acetyl-L-Cysteine)
A digestant specimen preparation for AFB culture. For use with TB Digestant, Cat. no. X45, sold separately.
20x250mg.....Z60
20x2.5gm.....Z161

Neisseria

See *CarboFerm™* and *Wee-Tab Neisseria Screen Test*



Nitrocef Matchbook™ sticks, Cat. no. Z108. Showing negative [Left-*Staphylococcus aureus* (ATCC® 25923)] and positive [Right-*Haemophilus influenzae* (ATCC® 33533)].

Ninhydrin

Color developer in alcohol for the hippurate hydrolysis test.
15ml, each.....Z70

Nitrate Reagent A

(Sulfanilimide, 0.2%)
For AFB nitrate test.
15ml, each.....Z124

Sulfanilic acid for nitrate reduction test, compatible with strip/cupule tests.
15ml, each.....Z71

Nitrate Reagent B

(Naphthylethylenediamine, 0.1%)
For AFB nitrate test
15ml, each.....Z125
Naphthylamine for nitrate reduction test, compatible with strip/cupule tests.
15ml, each.....Z72

Nitrate Reagent C


Zinc for nitrate reduction test.
5gm, each.....Z73

Nitrate Reagent A, Anaerobic

Sulfanilic acid for nitrate reduction test.
15ml, each.....Z134

Nitrate Reagent B, Anaerobic

Cleve's Acid for nitrate reduction test.
15ml, each.....Z135



ONPG-PDA Test, Cat. no. R93, for the rapid screening of *Salmonella* and *Shigella*. A single tube test takes one to two hours, and quickly rules out *Proteus*.



Novobiocin-sensitive *Staphylococcus epidermidis* (ATCC® 12228) inhibition zone around a HardyDisk™ Novobiocin Differentiation Disk, Cat. no. Z7291.

Nitrate, HardyDisks™

A disk for the determination of nitrate reduction by anaerobes.
50 disks/cartridge.....Z0701

Nitrocef, Matchbook™

A nitrocef (chromogenic) test for beta-lactamase activity in *Neisseria*, *Moraxella*, *Staphylococcus*, *Haemophilus*, *Enterococcus*, and some anaerobes; Matchbook™ format.
10 test strips.....Z108

Nitrocef, HardyDisks™

A nitrocef (chromogenic) test for beta-lactamase activity in bacteria; disk format.
50 disks/vial.....Z7301

Nocardia Hydrolysis Kit

Each kit contains five Xanthine, Hypoxanthine, Casein, and Tyrosine tubes; 20 tubes total.
5 complete tests.....Z604

Novobiocin HardyDisks™, 5µg

For the identification of *Staphylococcus saprophyticus*.
50 disks/vial.....Z7291

O129 Disks

For the differentiation of *Vibrio* spp. from other Gram-negative rods.
10µg, 50 disks/cartridge.....DD14
150µg, 50 disks/cartridge.....DD15

ONPG HardyDisks™

For the detection of galactosidase in slow lactose fermenters.
50 disks/cartridge.....Z7321

ONPG-PDA

A rapid combination test screening tube to rule out *Salmonella* and *Shigella* based on beta-D-galactidase, and phenylalanine deaminase activity. Requires Ferric Chloride reagent, Cat. no. Z63.
Two tests in one tube, 0.5ml, 13x100mm tube,
20 tests/pk.....R93



OxiStrips™ Oxidase Test
Cat. no. Z93.

Optochin, HardyDisks™

A disk for the differentiation of alpha-hemolytic *Streptococcus pneumoniae*, (P disk).
1x50 disksZ7011
5x50 disks/cartridge.....Z7015

Ornithine, Rapid

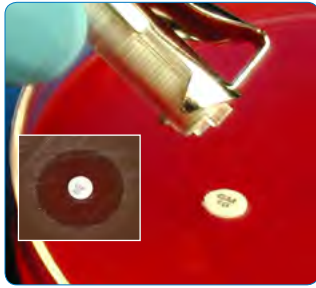
Detects ornithine decarboxylase activity in as little as two hours. This test will assist in the identification of *Enterobacteriaceae* and *Staphylococcus lugdunensis*.
0.5ml fill, 20/pk.....Z119

OxiDrops™ Oxidase

A sensitive, ready-to-use liquid reagent for the detection of cytochrome oxidase activity. Use with filter paper, Cat. no. 28310048.
7ml, each.....Z119

OxiStrips™ Oxidase

Paper strips for testing the oxidase reaction. Contains tetramethyl oxidase reagent, high sensitivity. Stabilized for long shelf life.
25 stripsZ93



Streptococcus pneumoniae (ATCC® 6305) growing around a HardyDisk™ Optochin Differentiation Disk, Cat. no. Z7011 on Blood Agar, Cat. no. A10.

Potassium Hydroxide

See KOH

Proteus

See ONPG-PDA and Urea PDA disk

PYR

A rapid three minute test for Group A strep, *Staphylococcus lugdunensis*, and enterococci, complete kit.
25 tests.....Z75
75 tests (card format).....Z275
100 tests.....Z175

Pyridoxal Disks

For the growth of nutritionally deficient streptococci.
25 disks/vial.....DP9625

QuickVue+ Strep A Test

For the qualitative detection of Group A Streptococcal antigen directly from throat swabs, by Quidel. Immunoassay for the rapid qualitative detection of Group A Streptococcal antigen from throat swab specimens.
25 tests.....Z0122



Rapid Ornithine,
Cat. no. K279

Left: *Staphylococcus lugdunensis* positive reaction at four hours.

Right: *Staphylococcus epidermidis* negative reaction at four hours.

QuickVue, Chlamydia

A rapid EIA test for Chlamydia antigen. Immunoassays for the direct qualitative detection of *Chlamydia trachomatis* antigen from endocervical swab of cytology brush specimens.
25 tests/kit.....B006

Rapid Anginosus

For the rapid identification of the *Streptococcus anginosus* group (formerly *Streptococcus milleri*) by detection of arginine decarboxylase activity and the production of acetoin (MRVP).
10 tests/kit.....Z14

RSU Broth

A rapid sucrose and urea test for the presumptive identification of *Corynebacterium jeikeium*.
10 tests.....Z53

Salmonella Latex

A rapid latex slide agglutination test for the presumptive identification of *Salmonella* spp. isolates taken directly from selective agars. Detects motile and non-motile strains.
50 tests/kit.....M42

Sodium Carbonate, 2N

Developer solution for Arylsulfatase Broth, Cat. no. K93 and K94.
15ml, each.....Z102

SoluPhyte™

Contains KOH and DMSO for rapid dissolution of epithelial cells in fungal wet mount preparations without the need for heating.
5ml, eachZ178

SPS HardyDisks™

Sodium Polyanethol Sulfonate for presumptive identification of *Peptostreptococcus anaerobius*.
50 disks/cartridgeZ7381

StaphTEX™ Blue Latex

A rapid latex test kit for *Staphylococcus aureus*, including MRSA. Blue latex on a white reaction card; controls included.
50 test kit.....ST50
200 test kit.....ST200

Staphylococcus


See Catalase Test, 3%, Coagulase Cryo™, Coagu-Staph™, Novobiocin, Lysostaphin, PYR, Rapid Ornithine, StaphTEX™, and SET-RPLA

NEW Card Format!



PYR Test Kit, Cat. no. Z75, Z175 and Z275

Rapid Anginosus Kit, Cat. no. Z14



Left: *Streptococcus anginosus* positive for arginine (purple) at four hours.
Right: *Streptococcus salivarius* negative arginine (yellow) at four hours.

Left: Rapid VP *Streptococcus anginosus* positive VP (red) at four hours.
Right: *Streptococcus agalactiae* negative VP (yellow) at four hours.



Top: *Escherichia coli* (ATCC® 25922) applied to filter paper moistened with OxiDrop™, Cat. no. Z119 reagent. No development of a blue/purple color within 10–20 seconds was indicative of a negative oxidase test.

Bottom: *Pseudomonas aeruginosa* (ATCC® 27853) applied to filter paper moistened with OxiDrop™, Cat. no. Z119 reagent. The development of a blue/purple color within 10–20 seconds was indicative of a positive oxidase test.

Strep B Carrot Broth

A new one-step method for cultivation and identification of hemolytic strains of Group B *Streptococcus*. This test is an improvement over conventional methods, by increasing sensitivity it decreases turn around time, and lowers overall cost. Positive results for beta hemolytic strains can be observed in as early as 6 hours after inoculation. Non-hemolytic strains can be tested on Hardy's GBS Detect plate. See Z140T if extra tiles are needed.


20 tests..... Z140
 100 tests, use with Innova® automation..... Z146BX
 100 tubes/box, use with Copan WASP™ automation..... Z144BX

*US Patent No. 8,313,938 B1 and
 US Patent No. 8,518,688 B1

TOP SELLER!



Strep B Carrot Broth™,
 Cat. no. Z40



SoLuPhyte™, Cat. no. Z178



StaphTEX™ Blue Kit, Cat. no. ST50 and ST200



StrepPRO™ Grouping Latex
 Agglutination Kit

Contains hard to find
 Group D latex!



TB Prep Kit, Cat. no. Z158

StrepPRO™ Grouping Kit

A latex agglutination test for the rapid identification of beta hemolytic streps; Group A, B, C, D, F, and G. Contains all reagents and reaction cards to perform.

60 tests..... PL030HD

StrepPRO™ Grouping Reagents

Replacement reagents for the StrepPRO™ Grouping Kit.

Group A, 60 tests PL031HD

Group B, 60 tests PL032HD

Group C, 60 tests PL033HD

Group D, 60 tests PL034HD

Group F, 60 tests PL035HD

Group G, 60 tests PL036HD

StrepPRO™ Extraction Reagents

Extraction reagents for the StrepPRO™ Grouping Kit.

60 tests:

Extraction 1 PL037HD

Extraction 2 PL038HD

Extraction 3 PL039HD

StrepPRO™ Positive Control

Positive Control for the StrepPRO™ Grouping Kit.

60 tests..... PL040HD

StrepPRO™ Latex Reaction Cards

Latex reaction cards for StrepPRO™ Grouping Kit.

10 wells x 48 cards

per pack..... PL092HD



StrepQuick™, Cat. no. Z122

StrepQuick™

Rapid test kit for Gram-positive, catalase-negative cocci; performs LAP, Esculin, and PYR tests on one card. Helpful for identification of *Streptococcus*, *Aerococcus*, *Enterococcus*, *Gemella*, *Leuconostoc*, and *Pediococcus*.

25 tests..... Z122

Streptomycin Disks

For the detection of high level resistance to aminoglycosides by enterococci, 300µg.

50 disks/cartridge..... Z31694

Sudan Black IV

Fecal fat stain.


15ml, each..... Z83

Sulfonamide Disks

A disk test to aid in the identification of *Gardnerella vaginalis*.

1000µg,

50 disks/cartridge..... DD11



Trehalose Broth, Rapid
 Cat. no. Z205

TB Base Digestant

For the digestion and decontamination of specimens for AFB culture (use with NALC, Cat. no. Z60, Z61, Z63, sold separately).

50ml, 25/pk..... X45

100ml, 12/pk..... U22

500ml, each U20

TB Niacin Test Strips

Differentiates *Mycobacterium* species on the basis of niacin production.

25 strips/pk..... R21090

TB Prep Red™


This kit takes the guesswork out of decontamination and digestion of specimens for the recovery of *Mycobacterium* spp. Each TB Prep Kit Red™ contains all of the necessary reagents for the decontamination and digestion of specimens, plus a pH indicator.

5 tests..... Z158

Trehalose Broth, Rapid

A rapid screening method to aid in the detection of *Candida (Torulopsis) glabrata*, with results in 3 hours.

10 tubes/box..... Z205



Urea/PDA HardyDisks™
Proteus mirabilis suspended in 0.3ml of saline with a Urea/PDA HardyDisks™, Cat. no. Z7331. The pink to red color development represents a positive test for urea hydrolysis.

Tween® 80

General purpose reagent.
100ml, each.....U180

Urea Disks

For the detection of urease activity in *Helicobacter*, *Proteus*, etc.
25 disks/vialDU7525

Urease Test Tablets

Each tablet contains 10mg. of urea. Urease test tablets require preliminary growth on certain culture media. The following items are required but not provided:

- Plastic test tubes
- Loop for harvesting colonies
- Distilled water, neutral pH

10mg of urea/50bx.....K650



Showing Vancomycin Resistance. *Bacteroides fragilis* (ATCC® 25285) growing on Brucella Agar with Hemin and Vitamin K, Cat. no. A30, with a Vancomycin disk, Cat. no. Z7501.

Urea Medium, Rapid

For the detection of urease activity in *Helicobacter pylori* and other organisms (media can be used for the diagnosis of *Helicobacter pylori* in biopsy specimens).

10 tests..... Z54
13x100mm tube, 3ml fill, 20/pk R154

Vancomycin, 5µg, HardyDisks™


For the differentiation of anaerobic bacteria based on susceptibility to vancomycin.
50 disks/cartridge.....Z7501

Voges-Proskauer, Rapid

For the rapid detection of acetylmethylcarbinol (acetoin) in Gram-negative bacteria.
13x100mm tube, 20/pk....R14

Voges-Proskauer, Reagent A

Alpha naphthol, 5%, for VP test. Compatible with strip, or cupule tests.
15ml, each..... Z91



Proteus mirabilis in Urea Medium, Rapid, Cat. no. Z54. The pink-red color development is indicative of a positive urease reaction.

Voges-Proskauer, Reagent B

Potassium hydroxide (KOH) 40%, for VP test. Compatible with strip, or cupule tests.
15ml, each.....Z92

Vibrio

See O129 Disks and VET-RPLA

V Factor, HardyDisks™

NAD disk to aid in the identification of *Haemophilus* spp.
50 disks/cartridge.....Z7041

Voges-Proskauer, Rapid

For the rapid detection of acetylmethylcarbinol (acetoin) in Gram-negative bacteria.
0.5ml, 13x100mm tube, 20/pk..... R14

Wee-Tab™ Neisseria Screen

For *Neisseria* speciation within 30 minutes using enzymes that produce a color change.
26 tests/vial.....K9187



XV-Factor Disks: Growth of *Haemophilus influenzae* around the XV-Factor Disk, Cat. no. Z7051. This growth pattern demonstrates the inability of the organism to grow in the absence of either V-Factor or X-Factor and is consistent with *H. influenzae*.

X Factor, HardyDisks™

Hemin disk to aid in the identification of *Haemophilus* spp.
50 disks/cartridge.....Z7031

XV Factor, HardyDisks™

Hemin and NAD disk to aid in the identification of *Haemophilus* spp.
50 disks/cartridge.....Z7051

Yersinia Selective Agar Base

Hardy Diagnostics CRITERION™ Yersinia Selective Agar (CIN) Base is recommended for use in the isolation and differentiation of *Yersinia* and *Aeromonas* species from clinical specimens, environmental samples, and food sources. Yersinia Antimicrobial Supplement CN, product #231961, is required for this medium.
500gm wide-mouth bottle.....C5391

Identification Panel

Gram Negative

These accurate, easy-to-use identification panels are ideal for food, environmental, clinical, and pharmaceutical laboratories. Presented in convenient microwell format, these panels provide a flexible identification platform.

- Convenient substrate identification system for commonly encountered bacteria
- Results in as little as 24 hours
- Vivid color reactions for easy read-out
- No additional equipment is required
- Simple inoculation procedure
- Identification software included

Gram Negative Bacteria ID

Panel A, AOAC approved. Identifies the most common bacteria isolates.
60 tests/kit.....MID64
160 tests/kit.....MID641

Listeria ID Panel

An extended battery of tests to assist in identifying the more esoteric bacterial isolates.
20 tests/kit.....MID67

Bacillus ID Panel


For the identification of *Bacillus* spp. and related genera.
20 tests/kit..... MID66

Staph ID Panel

For the identification of *Staphylococcus* species.
20 tests/kit.....MID69

Strept-ID Panel

For identification of Streptococci and Enterococci.
20 tests/kit.....MID62



Gram Negative ID, Panel A, AOAC approved, Cat. no. MID64



A Culture of Service™

1430 West McCoy Lane

Santa Maria, CA 93455

www.HardyDiagnostics.com | Sales@HardyDiagnostics.com

Distribution Centers: California | Washington | Utah | Arizona

Ohio | Texas | New York | Florida | North Carolina